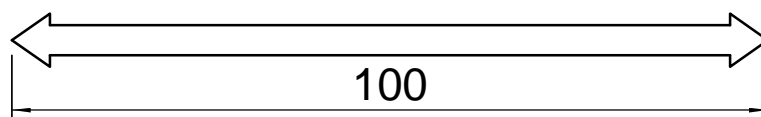

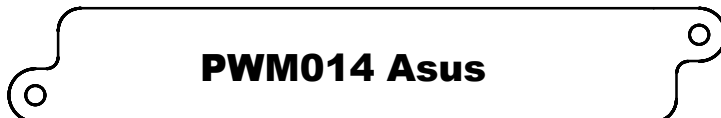
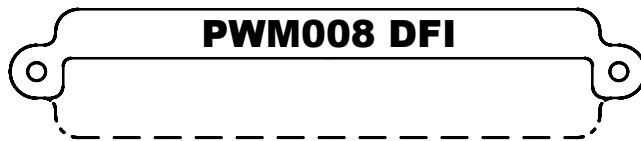

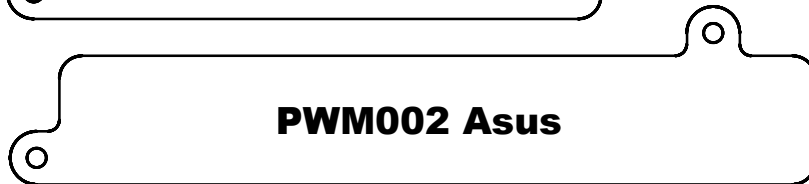


Bitte wählen Sie anhand dieser Schablonen das für Ihr Mainboard geeignete Kühlermodell aus.

Vorgehen:

- 1) Dieses Blatt auf dickes Papier oder Pappe ausdrucken
- 2) Maßstab überprüfen und gegebenenfalls anpassen
- 3) Schablone ausschneiden
- 4) Schablone auf zu kühlende Spannungswandler auflegen und passenden Kühler ermitteln.



Please choose the appropriate water blocks for your mainboard by using these templates.

Procedure:

- 1) Print this sheet on thick paper or cardboard
- 2) Verify the scale and adapt if necessary
- 3) Cut out the template
- 4) Place the template on the VRM and determine the suitable water block

